



A Livable Community

A *livable community* is one that has affordable and appropriate housing, supportive community features and services, and adequate mobility options.

Together, these features facilitate personal independence and the engagement of residents in civic and social life.





Community Engagement

Community Engagement Includes:

- Social encounters with neighbors
- Volunteer service
- Civic action
- Political, religious participation
- Links to groups, clubs, hobbies
- e.t.c.

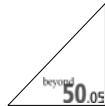




What is “Successful Aging”?

Successful Aging includes:

- Involvement with world & other people
- Ability to make choices that affect life
- Ability to care for one’s self
- Ability to pursue hobbies, interests
- Not feeling isolated
- e.t.c.





The Beyond 50.05 Survey

- Conducted in 2004 by Roper Public Affairs and Media Group of NOP World
- Surveyed 1,005 50+ Americans
- Demonstrates relationship between community features and community engagement



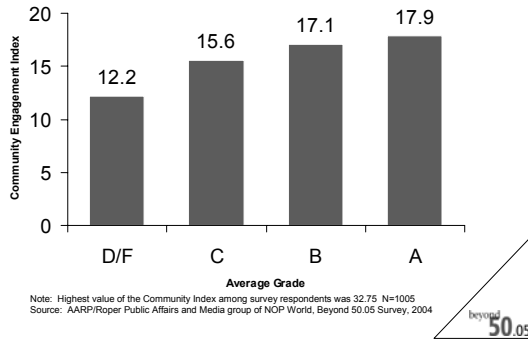


Correlation between Successful Aging and Community Engagement

Percent who “Strongly agree”	High Engagement	Moderate Engagement	Low Engagement
I am satisfied with my life the majority of the time	87%	79%	56%
I am able to make choices about things that affect how I age	80%	70%	56%
I have been able to influence others’ lives in positive ways	81%	60%	41%
I have a high quality of life	85%	69%	46%
I am able to meet all of my needs and some of my wants	78%	71%	48%



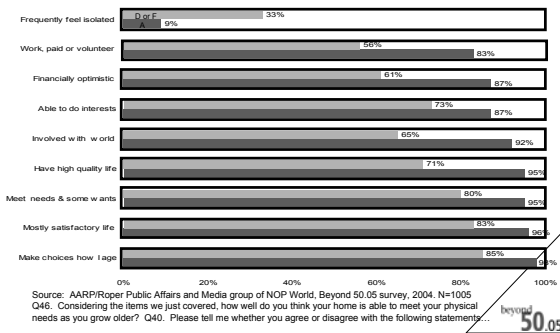
Lower Grades → Lower Engagement





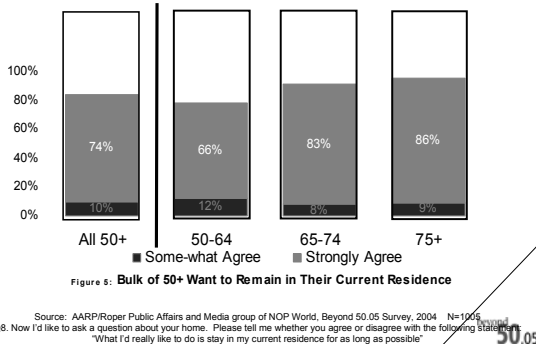
Low Grades → Low Successful Aging

Figure 14: Poor Community Grades are Associated with Lower Levels of Successful Aging





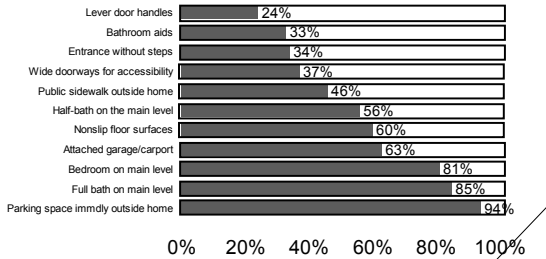
50+ Prefer to Stay in Current Home





Many Homes Lack Needed Features

Figure 8: Most Homes of Persons Age 50 and Older Have Some Features that Support Living Independently as They Age

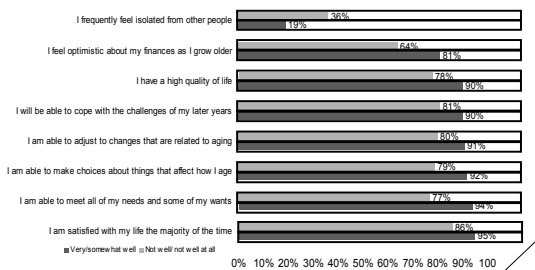


Source: AARP/Roper Public Affairs and Media group of NOP World, N=1005
Beyond 50.05 Survey, 2004 Q45. Does your current home have...

beyond 50.05

Correlation Between Home & Successful Aging

Figure 9: Persons Age 50 and Older Whose Home is Able to Meet Their Needs "Very" or "Somewhat Well" as They Grow Older Score Better on Several Successful Aging Measures



Source: AARP/Roper Public Affairs and Media group of NOP World, Beyond 50.05 survey, 2004, N=1005
Q46. Considering the items we just covered, how well do you think your home is able to meet your physical needs as you grow older? Q40. Please tell me whether you agree or disagree with the following statements...

beyond 50.05



Housing Costs Top Budgets

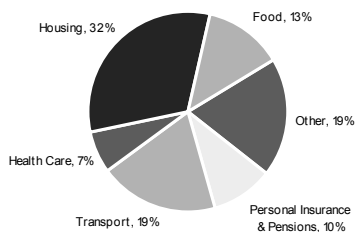
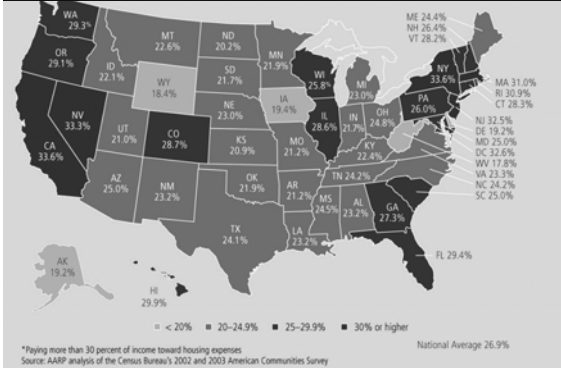


Figure 10: Housing is Largest Expense Category for Age 45+

Source: AARP analysis of Bureau of Labor Statistics' Consumer Expenditure Survey, 2001

beyond 50.05

Areas 50+ pay **30%+** of income for housing





Creating Environments
for Successful Aging

For More Information:
<http://www.aarp.org/beyond50>

beyond
50.05

beyond
50.05
